



DO NOT attempt or allow somersaults. Landing on the head or neck can cause serious injury, paralysis or death, even when landing in the middle of the bed.



WARNING

Read these materials prior to assembling and using this rebounder trampoline

Use trampoline only with mature, knowledgeable supervision.

DO NOT allow more than one person on the trampoline. Use by more than one person at the same time can result in serious injury.



- **⚠ WARNING:** Users should consult with a physician before beginning any exercise or conditioning program.
- If user feels faint or dizzy, immediately stop using the rebounder trampoline.
- Avoid bouncing when tired. Take breaks often.
- Use only in a well lit area by responsible, mature, non-intoxicated persons.
- Never use trampoline on an un-level surface. Only use when dry.
- Keep away from objects which could interfere with safe use. Clear obstructions underneath, above, or around the rebounder trampoline. Check for adequate vertical clearance (avoid low ceilings, ceiling fans, light fixtures, etc.) and lateral clearance (avoid furniture, lamps, walls, other trampolines, etc.).
- Inspect before each use. Replace or adjust any loose, worn, defective, or missing parts.
- Do not jump on and off the trampoline. Do not use the trampoline as a springboard to or from other objects. Do not step on the frame when getting on and off the trampoline.
- Stop bounce by flexing knees as feet come in contact with the trampoline bed. Learn this skill before attempting other more advanced moves. Control is more important than bounce height.
- For information concerning skill training, contact a qualified fitness trampoline instructor.
- Store and protect trampoline from unauthorized use.
- For additional information, contact us at JumpSport.com or 1.888.567.5867.

It is the responsibility of the purchaser to become familiar with all of the information in this booklet, to convey the warnings to all users, and to enforce JumpSport's rules for safe use.


Commercial Use

Only models in our Premium, PRO, and PRO Plus (300 and 500 Series) are for commercial use, and are subject to shorter warranty periods (see Warranty section). Stacking: Use 2 people when stacking or unstacking units. Stack 8 units max, with feet down.

If you wish to change the firmness of your rebounder, turn it upside down. Pull cord tighter to different knot, according to chart. See picture for firmness settings.

EnduroLast 2= 2 knot cord (not adjustable)

EnduroLast 4= 4 knot cord (7 adjustments)



Expected Cord Life

Elastic cords are wear items that need to be replaced from time to time. Their life expectancy is determined by:

- The way the trampoline is being used (jumping for height vs. controlled, fitness-style bouncing vs. jogging)
- The user weight and height
- Frequency of bouncing
- The type of cords used (standard or extra-firm)

We are often asked how long your cords will last. The answer is, it depends. Some of our customers use a set for 9 months, while most will use a set for many years. Similar to running shoes or car tires, the more you use them and the harder you use them, the faster they need to be replaced.

EnduroLast 4 Configurations

Softer

Soft Setting on all connectors

Medium Setting on every *other* connector

Soft / Medium / Medium Settings (repeat pattern)

Medium Setting on every connector

Firm Setting on every *other* connector

Medium / Firm / Firm Settings (repeat pattern)

Firmer

Firm Setting on every connector

Retain address information for future use.

JumpSport, Inc.
2055 South 7th St., Suite A.
San Jose, CA 95112 U.S.A.


1.888.567.5867
www.jumpsport.com



Covered by one or more of the following US Patents: No.6.840,891, No.D666,266, and No. D680,609. Other US and International Patents Pending.

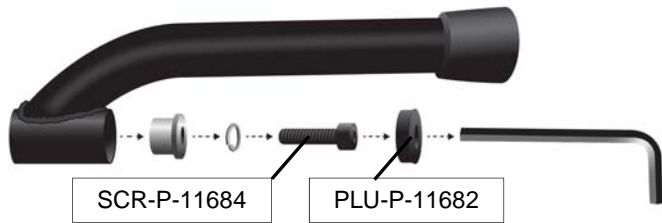
Instruction Manual P/N: INS-P-11656-08A

Copyright © 2003-2024, by JumpSport, Inc. All rights reserved.




Installing Leg Pieces

Bumper caps are pre-installed for easy stacking of units in between uses. Assembly without bumper cap shown below.



6mm Allen wrench is used for both assembly types. Keep wrench to remove or re-tighten legs as needed.



WARNING: Periodically check all leg mounting bolts and retighten if necessary. All bolts should be tight prior to using the rebounder trampoline.

A Note About Expected Cord Life

Elastic cords are wear items that need to be replaced from time to time. Their life expectancy is determined by:

- The way the trampoline is being used (jumping for height vs. controlled, fitness-style bouncing vs. jogging)
- The user weight and height
- Frequency of bouncing
- The type of cords used (standard or extra-firm)

We are often asked how long your cords will last. The answer is, it depends. Some of our customers use a set for 9 months, while most will use a set for many years. Similar to running shoes or car tires, the more you use them and the *harder* you use them, the faster they need to be replaced.

1) With trampoline upside-down, fit leg sockets over stud on trampoline frame. Notch in leg socket lines up with key on stud.

2) Insert the end of the supplied 6mm Allen wrench into bumper cap bolt or the hole in the rubber leg plug and engage the Allen bolt head inside the leg, as shown above.

3) Securely tighten Allen bolts with 6mm Allen wrench so that there is no movement in the legs.

When all legs are installed, turn your rebounder over.

IMPORTANT: Bolts may offer resistance when tightening. No threads of the bolt should be exposed and legs will not move when bolt is properly installed. Use leverage with the provided 6mm Allen wrench to ensure safe and proper installation.

The JumpSport Fitness Trampoline is now ready for use!



Limited Warranty

What is covered by this warranty? This warranty covers any defects in materials or workmanship on all of the components of a new JumpSport Fitness Trampoline system, and is extended exclusively to the original retail purchaser.

How long does this coverage last? Warranty coverage for each component of a new JumpSport® Fitness Trampoline begins from the original date of purchase and lasts as follows

	Private Use	Commercial Use (Series 300/500 Only)
Steel Frame & Legs	Lifetime	5 years
Essential (200 series) & Essential Plus (400 series) Jumping Surface and EnduroLast Cords*	2 years*	n/a
Premium (300 series) & PRO (300 pro series) Jumping Surface and EnduroLast Cords*	4 years*	18 months*
PRO Plus (500 series) Jumping Surface and EnduroLast Cords*	5 years*	18 months*
All other components (including hinges)	1 year	1 year

How to submit a warranty claim for defective parts:

***Mat and cord warranty are limited to only one (1) usage replacement during applicable period.**

1) If you notice a defective, missing, or damaged part when first receiving your product, call the JumpSport Customer Service department at 1.888.567.5867 or email Orders@JumpSport.com within 10 days of delivery of merchandise. You may be asked to submit photographs and/or proof of purchase for verification.

2) After using the product, if a qualifying warranty part replacement is needed, customers are required to complete the Warranty Request Form online. Once submitted and reviewed, JumpSport will either repair or replace such parts at JumpSport's discretion. To determine eligibility for warranty replacement, you may be required to either submit photos of the part or send the part to one of our designated service centers.

3) JumpSport will make a final determination whether the part is covered by this warranty. We reserve the right to examine photographs or physical evidence concerning parts claimed to be defective prior to making a final determination concerning the claim. A repaired or replacement part will be returned to you. (Shipping charges may apply.) Please allow 3 to 4 weeks for delivery.

What is not covered by this warranty? This warranty covers new products purchased as a complete system; it does not cover replacement parts. This warranty also does not cover expenses of on-site labor, shipping costs, travel, assembly or disassembly, or other charges associated with the repair or replacement of covered components. Further, this warranty does not cover any problem that is caused by abuse, misuse, commercial or public use of Essential (200 Series) and Essential Plus (400 Series), ordinary wear and tear, outdoor use, weathering, acts of God (such as wind and lightning), failure to follow directions, improper installation, improper maintenance, or any silk screened graphics. Rust is a natural occurrence with any steel product and is likewise not covered by this warranty, to the extent that it does not affect the structural integrity of the part.

JUMPSPORT IS NOT RESPONSIBLE OR LIABLE FOR INDIRECT, SPECIAL, OR CONSEQUENTIAL DAMAGES ARISING OUT OF OR IN CONNECTION WITH THE USE OR PERFORMANCE OF THE PRODUCT OR OTHER DAMAGES WITH RESPECT TO ANY LOSS, INCLUDING BUT NOT LIMITED TO ECONOMIC LOSS, LOSS OF PROPERTY, LOSS OF REVENUE OR PROFITS, LOSS OF ENJOYMENT OR USE, COST OF REMOVAL, INSTALLATION OR OTHER CONSEQUENTIAL DAMAGES. SOME STATES DO NOT ALLOW THE EXCLUSION OR LIMITATION OF INCIDENTAL OR CONSEQUENTIAL DAMAGES. ACCORDINGLY, THE ABOVE LIMITATION MAY NOT APPLY TO YOU.

THE WARRANTY EXTENDED HEREUNDER IS IN LIEU OF ALL OTHER WARRANTIES AND ANY IMPLIED WARRANTY OF MERCHANTABILITY OR FITNESS FOR A PARTICULAR PURPOSE IS LIMITED IN ITS SCOPE AND DURATION TO THE TERMS SET FORTH HEREIN. SOME STATES DO NOT ALLOW LIMITATIONS ON HOW LONG AN IMPLIED WARRANTY LASTS. ACCORDINGLY, THE ABOVE LIMITATION MAY NOT APPLY TO YOU.

This warranty gives you specific legal rights. You may also have other rights which vary from state to state.

***Only the models in our Premium, PRO, and PRO Plus (300 and 500 Series) of Fitness Trampolines are approved for commercial use. When used in a commercial setting, the commercial warranty applies.**