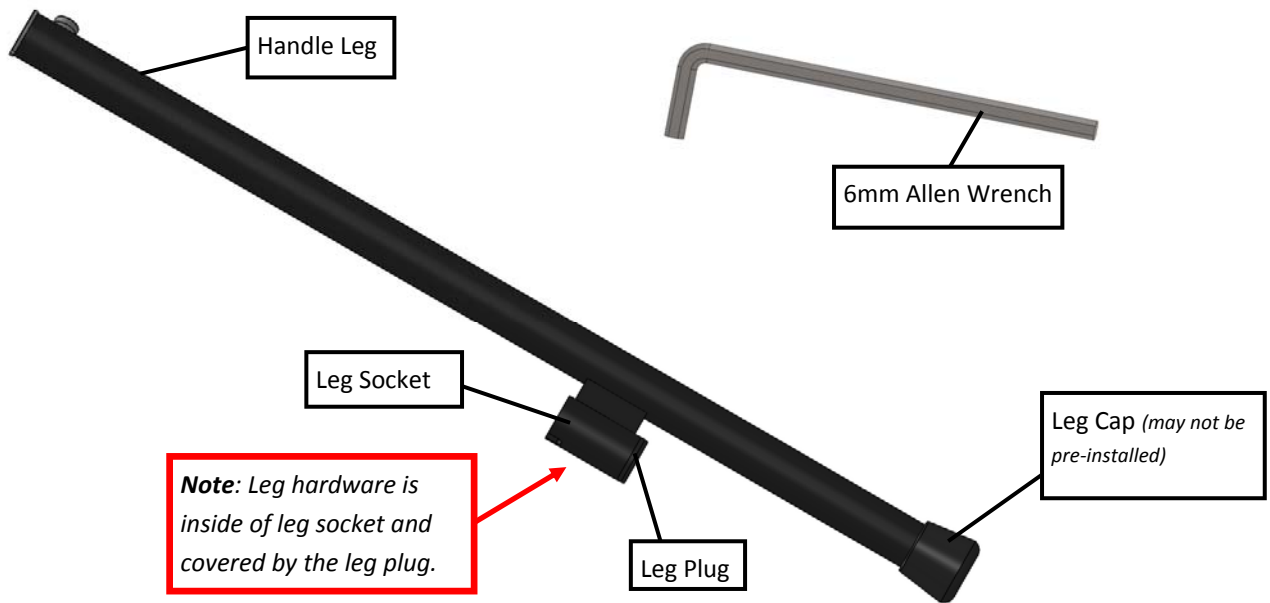


Installation Instructions for Arch Leg Fitness Trampoline Handle Bar

JumpSport Customer Service phone #: 408-213-2551



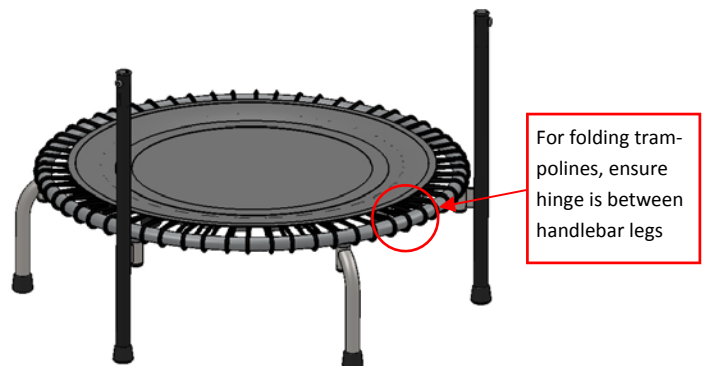

1) Familiarize yourself with the leg pieces (leg and leg cap), leg hardware (leg bushing, lock washer, Allen bolt, and leg plug), and the Allen wrench/drill bit.



Note: Keep Allen wrench to remove leg mounting bolts and retighten or re-tighten legs, as needed. All bolts should be tight prior to using the rebounder trampoline.

2) The handle legs will be installed in place of the normal legs at the two locations shown below. (If you have a folding trampoline, ensure the hinge is between the two handle legs, as shown. Turn trampoline upside-down and fit leg sockets over stud on trampoline frame. Notch in leg socket lines up with pin on stud. Securely tighten Allen bolts with supplied 6mm Allen wrench. Be sure the Fitness Trampoline logo is centered between the 2 handle legs. When all legs are installed, turn your rebounder over.

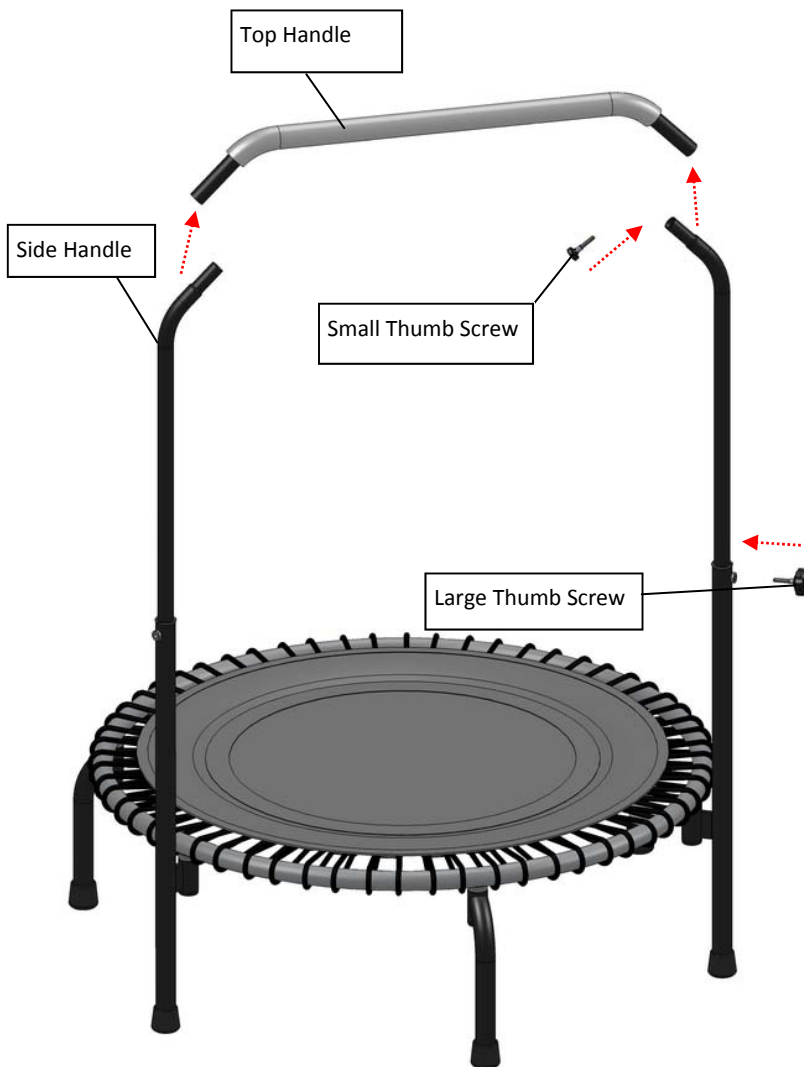
IMPORTANT: Be sure leg caps are installed securely over bottom of legs, as shown above.



- 3) Connect side handles to top handle, and secure both sides with small thumb screws to create a “top assembly”.
- 4) Lower top assembly into handle legs. *You may have to rotate entire top assembly 180 degrees for holes to line up.* Adjust height as necessary, before securing with large thumb screws.

Your exercise handle bar is now installed!

To remove the handle, follow the installation instructions in reverse order.



CAUTION

Avoid Injury.

- The exercise handle bar is not designed to support your entire weight. It is to aid with balance and provide exercise versatility.
- If you have handle legs attached, do NOT attempt to use the rebounder without first installing the rest of the handlebar pieces.

JumpSport®

Limited Warranty

What is covered by this warranty? This warranty covers any defects in materials or workmanship on all of the components of the JumpSport Exercise Handlebar, and is extended exclusively to the original retail purchaser.

How long does this coverage last? Warranty coverage for each component begins from the original date of purchase and lasts for 1 year (for private home use) or 90 days (for commercial or public use).

What will JumpSport do? If you return the defective part to JumpSport, as instructed below, JumpSport will either repair or replace such part, at JumpSport's discretion, and return it to you.

What is not covered by this warranty? This warranty does not cover expenses of on-site labor, shipping costs, travel, assembly or disassembly, or other charges associated with the repair or replacement of covered components. This warranty also does not cover any problem that is caused by abuse, misuse, ordinary wear and tear, outdoor use, weathering, acts of God (such as wind and lightning), failure to follow directions, improper installation, improper maintenance, or any surface coatings. Rust is a natural occurrence with any steel product and is likewise not covered by this warranty, to the extent that it does not affect the structural integrity of the part.

JUMPSPORT IS NOT RESPONSIBLE OR LIABLE FOR INDIRECT, SPECIAL, OR CONSEQUENTIAL DAMAGES ARISING OUT OF OR IN CONNECTION WITH THE USE OR PERFORMANCE OF THE PRODUCT OR OTHER DAMAGES WITH RESPECT TO ANY LOSS, INCLUDING BUT NOT LIMITED TO ECONOMIC LOSS, LOSS OF PROPERTY, LOSS OF REVENUE OR PROFITS, LOSS OF ENJOYMENT OR USE, COST OF REMOVAL, INSTALLATION OR OTHER CONSEQUENTIAL DAMAGES. SOME STATES DO NOT ALLOW THE EXCLUSION OR LIMITATION OF INCIDENTAL OR CONSEQUENTIAL DAMAGES. ACCORDINGLY, THE ABOVE LIMITATION MAY NOT APPLY TO YOU.

THE WARRANTY EXTENDED HEREUNDER IS IN LIEU OF ALL OTHER WARRANTIES AND ANY IMPLIED WARRANTY OF MERCHANTABILITY OR FITNESS FOR A PARTICULAR PURPOSE IS LIMITED IN ITS SCOPE AND DURATION TO THE TERMS SET FORTH HEREIN. SOME STATES DO NOT ALLOW LIMITATIONS ON HOW LONG AN IMPLIED WARRANTY LASTS. ACCORDINGLY, THE ABOVE LIMITATION MAY NOT APPLY TO YOU.

How to get a defective part replaced:

- 1) Call the JumpSport Customer Service department at 1-888-567-5867 to obtain a Return Authorization number. All returns must be pre-authorized.
- 2) Send the part(s) to the designated Service Center, along with a copy of your original sales receipt and a brief written description of the problem, including how it occurred. You must pay freight and insurance to return the part to JumpSport. At JumpSport's sole discretion, we may ask you to send photographs in addition to or in lieu of returning the part.
- 3) After inspecting the returned part(s), JumpSport will make a final determination whether the part is covered by this warranty. We reserve the right to examine photographs or physical evidence concerning parts claimed to be defective prior to making a final determination concerning the claim. A repaired or replacement part will be returned to you. Please allow 3 to 4 weeks for delivery.

This warranty gives you specific legal rights. You may also have other rights which vary from state to state.

JumpSport, Inc.

2055 South 7th Street, Suite A

San Jose, CA 95112

1-877-507-1399

<http://www.jumpsportfitness.com>