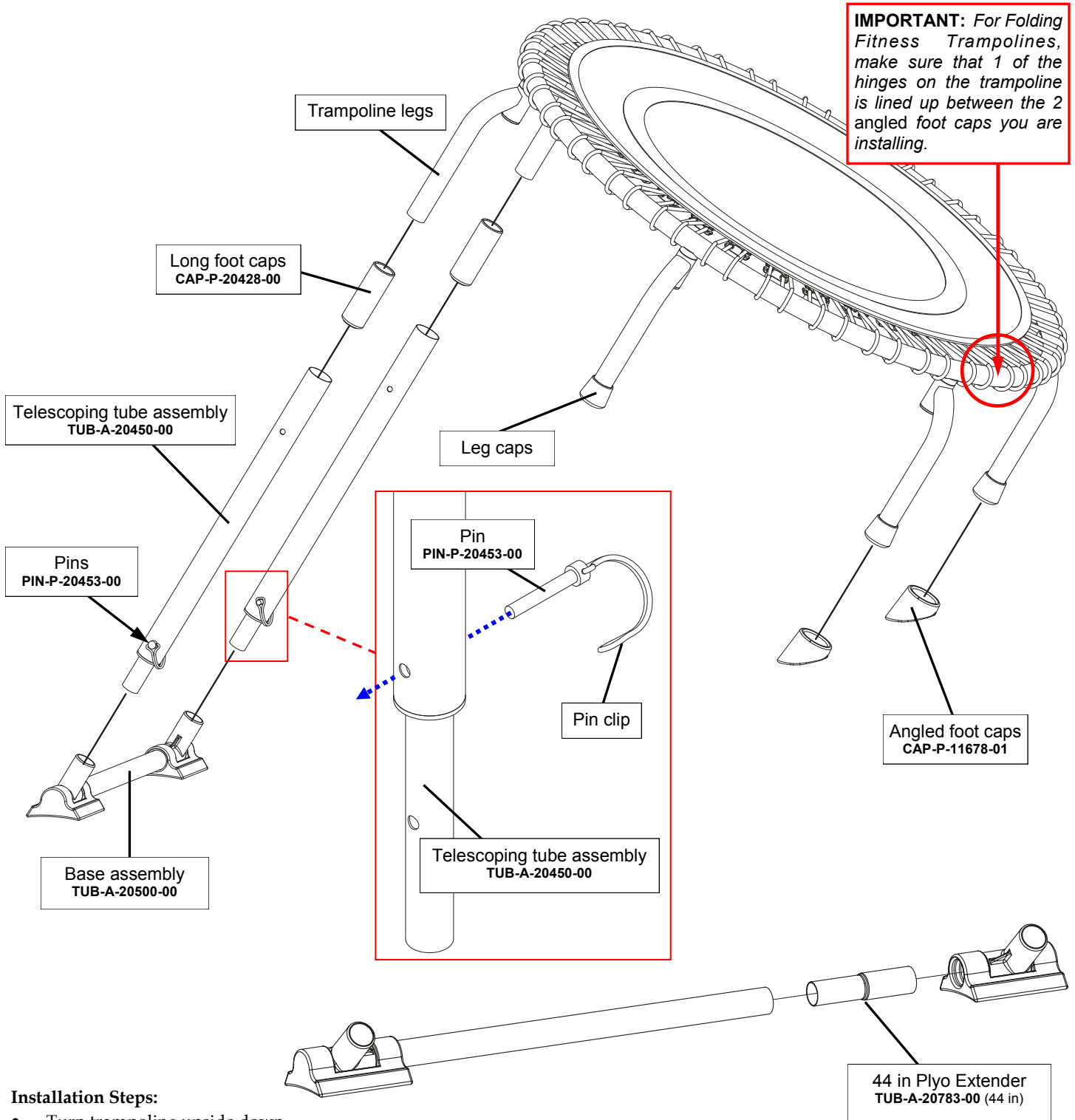


Installation Instructions for PlyoFit™ Adapter

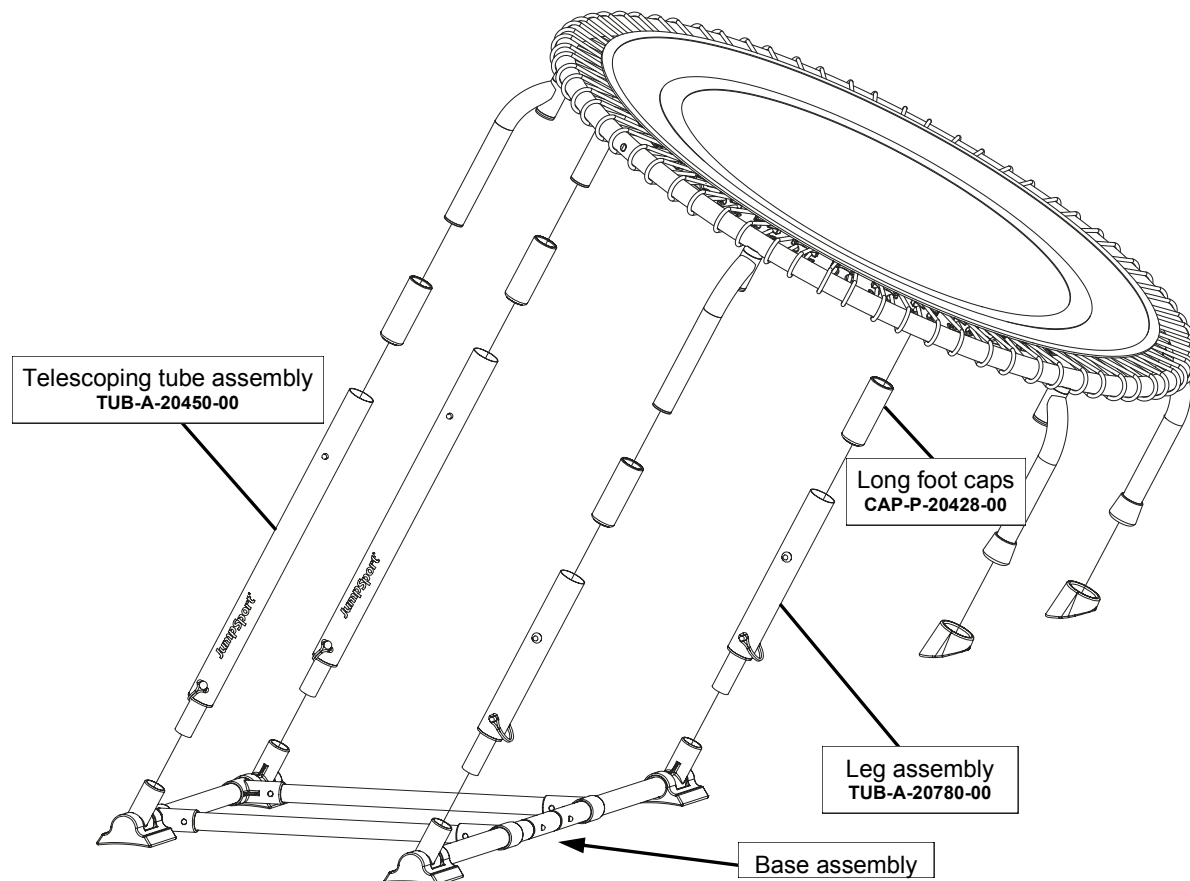
JumpSport Customer Service phone #: 408-213-2551



Installation Steps:

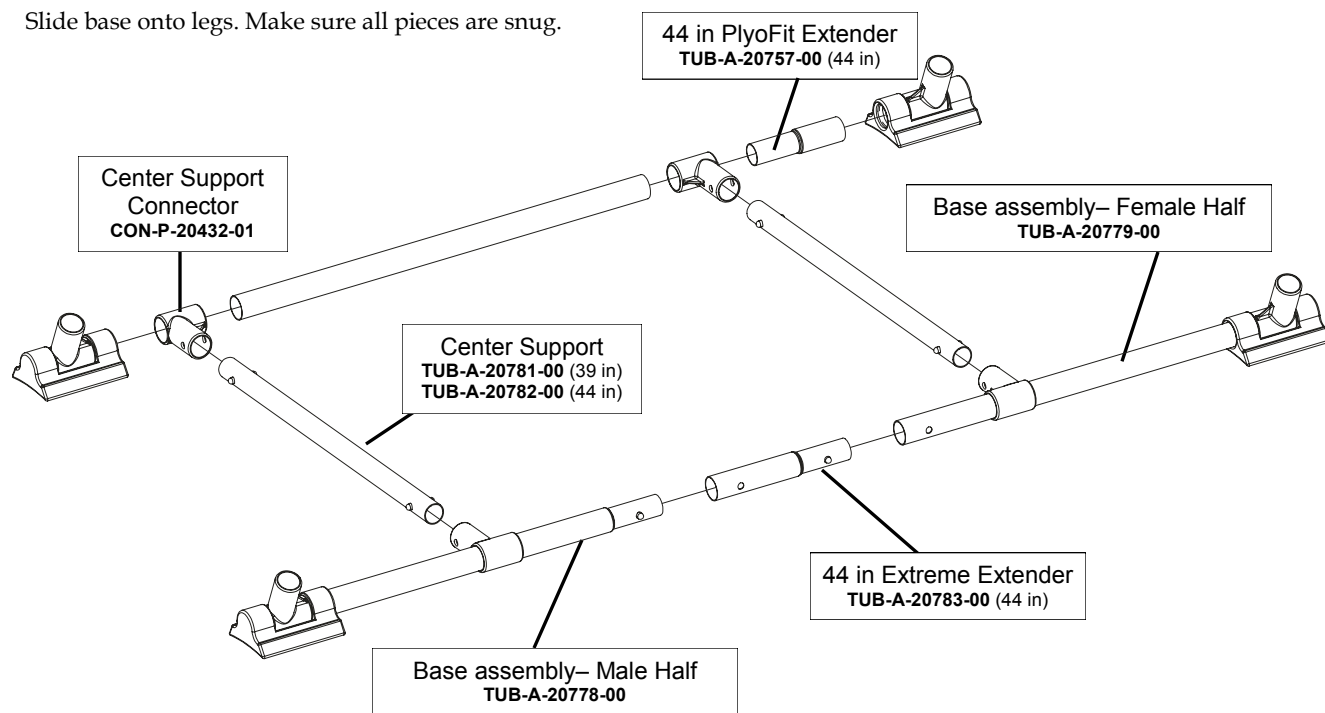
- Turn trampoline upside down
- Install *angled* foot caps over 2 adjacent leg caps
- Remove the 2 leg caps directly opposite of the 2 angled foot caps you just installed. Then slide *long* foot caps over the legs.
- **Angle of PlyoFit is adjusted by using the telescoping tube assembly (4 angles available)- Does not apply to PlyoFit Extreme**
- Remove pins, choose a desired tube length, then reinstall pins. To lock the pins, swivel pin clip around tube assembly and secure it over the opposite end of the pin.
- Assemble as pictured above. Make sure all pieces are snug.
- For 44 in model, insert PlyoFit Extender into base as shown on bottom right

For PlyoFit Extreme instructions, see next page

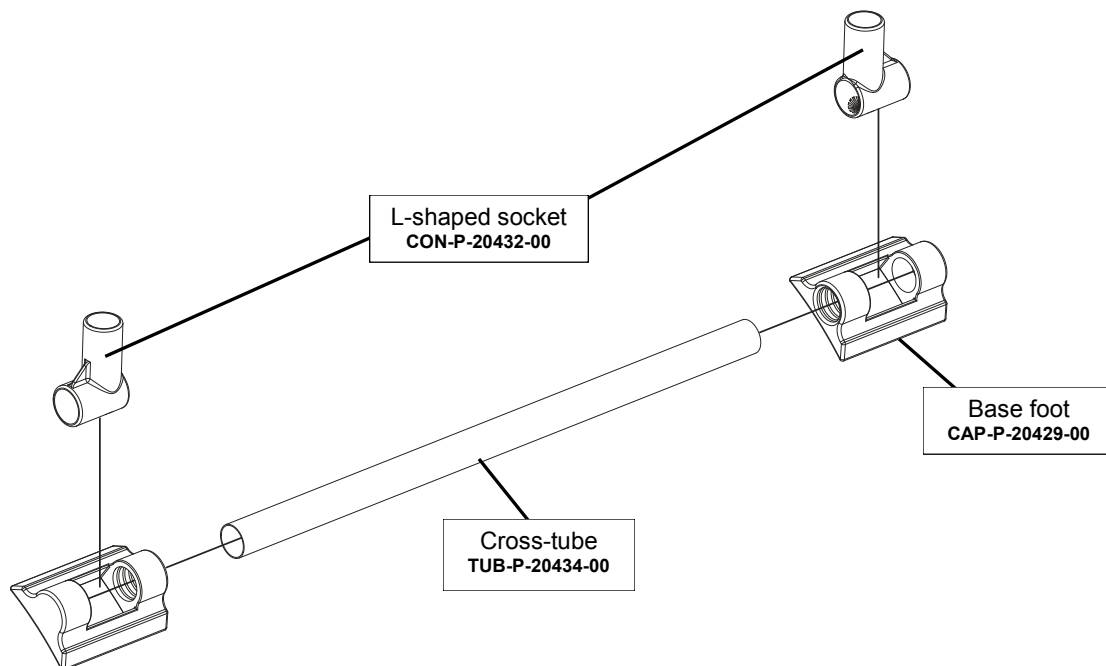


Installation Steps:

- Turn trampoline upside down.
- Install *angled* foot caps over 2 adjacent leg caps.
- Remove the remaining leg caps and slide the *long* foot caps over the legs.
- **Set telescoping tube assembly to lowest setting. PlyoFit Extreme is non-adjustable.**
- Insert tube and leg assemblies onto *long* foot caps as shown above.
- Assemble base as shown below.
- Slide base onto legs. Make sure all pieces are snug.



The JumpSport PlyoFit Adapter is now ready for use!



To use the PlyoFit Adapter on a rebounder trampoline without curved legs:

- Remove the base assembly and cross tube.
- Flip the tube sockets around 180 degrees so they are facing as shown.
- Assemble base as shown above.
- Re-insert bottom of telescoping tube assemblies into new base assembly. Make sure all pieces are snug.

This product is intended for users ages 13 and older. It is designed and optimized to be used with a JumpSport® Fitness Trampoline™.

- **⚠ WARNING:** Users should consult with a physician before beginning any exercise or conditioning program.
- **⚠ WARNING:** Do not use the PlyoFit system or JumpSport® Fitness Trampoline to perform stunts or aerial tricks such as flips, somersaults, or other gymnastics-type maneuvers. Landing on the head or neck can cause serious injury, paralysis or death, even when landing in the middle of the bed.
- If user feels faint or dizzy, or any pain or severe discomfort, immediately stop using the PlyoFit system and trampoline.
- Avoid use when tired or under the influence of drugs or alcohol. Take breaks often.
- Use only in a well lit areas, on level surfaces.
- Use only when the PlyoFit and trampoline components are dry.
- Keep a clear area around and above the PlyoFit system. Avoid using near obstructions (such as furniture, lamps, walls, windows, etc.).
- The PlyoFit adapter is designed to remain stationary on many surfaces. If it shifts during use, secure the PlyoFit adapter against the wall or with appropriate weights or other JumpSport-approved anchoring device.
- Use extra care when training with medicine or other exercise balls. These balls can rebound rapidly off the trampoline surface. Practice first with light, controlled throw-and-catch exercises with a ball before moving on to more advanced skills.
- **⚠ CAUTION:** Different types of medicine or toning balls can react differently when used with the PlyoFit adapter and trampoline. Test the response of each type of ball before use.
- Inspect the PlyoFit and trampoline components before each use. Replace, tighten, or adjust any loose, worn, defective, or missing parts.
- Do not use the trampoline as a springboard to or from other objects. Do not step or jump on the frame of the trampoline.
- Store and protect trampoline from unauthorized use.

In order to promote safe, effective use of this product, it is the responsibility of the purchaser and of anyone who uses this product to read all instructions and to become familiar with all of the information in this booklet, to convey the warnings to all users, and to enforce JumpSport's rules for safe use.

For additional information and use suggestions, visit www.fitness_trampoline.com/plyofit/ or contact us at 1-877-507-1399.

JumpSport®

Limited Warranty

What is covered by this warranty? This warranty covers any defects in materials or workmanship on all of the components of the JumpSport PlyoFit Adapter, and is extended exclusively to the original retail purchaser.

How long does this coverage last? Warranty coverage for each component begins from the original date of purchase and lasts for 1 year (for private home use) or 90 days (for commercial or public use).

What will JumpSport do? If you return the defective part to JumpSport, as instructed below, JumpSport will either repair or replace such part, at JumpSport's discretion, and return it to you.

What is not covered by this warranty? This warranty does not cover expenses of on-site labor, shipping costs, travel, assembly or disassembly, or other charges associated with the repair or replacement of covered components. This warranty also does not cover any problem that is caused by abuse, misuse, ordinary wear and tear, outdoor use, weathering, acts of God (such as wind and lightning), failure to follow directions, improper installation, improper maintenance, or any surface coatings. Rust is a natural occurrence with any steel product and is likewise not covered by this warranty, to the extent that it does not affect the structural integrity of the part.

JUMPSPORT IS NOT RESPONSIBLE OR LIABLE FOR INDIRECT, SPECIAL, OR CONSEQUENTIAL DAMAGES ARISING OUT OF OR IN CONNECTION WITH THE USE OR PERFORMANCE OF THE PRODUCT OR OTHER DAMAGES WITH RESPECT TO ANY LOSS, INCLUDING BUT NOT LIMITED TO ECONOMIC LOSS, LOSS OF PROPERTY, LOSS OF REVENUE OR PROFITS, LOSS OF ENJOYMENT OR USE, COST OF REMOVAL, INSTALLATION OR OTHER CONSEQUENTIAL DAMAGES. SOME STATES DO NOT ALLOW THE EXCLUSION OR LIMITATION OF INCIDENTAL OR CONSEQUENTIAL DAMAGES. ACCORDINGLY, THE ABOVE LIMITATION MAY NOT APPLY TO YOU.

THE WARRANTY EXTENDED HEREUNDER IS IN LIEU OF ALL OTHER WARRANTIES AND ANY IMPLIED WARRANTY OF MERCHANTABILITY OR FITNESS FOR A PARTICULAR PURPOSE IS LIMITED IN ITS SCOPE AND DURATION TO THE TERMS SET FORTH HEREIN. SOME STATES DO NOT ALLOW LIMITATIONS ON HOW LONG AN IMPLIED WARRANTY LASTS. ACCORDINGLY, THE ABOVE LIMITATION MAY NOT APPLY TO YOU.

How to get a defective part replaced:

- 1) Call the JumpSport Customer Service department at 1-888-567-5867 to obtain a Return Authorization number. All returns must be pre-authorized.
- 2) Send the part(s) to the designated Service Center, along with a copy of your original sales receipt and a brief written description of the problem, including how it occurred. You must pay freight and insurance to return the part to JumpSport. At JumpSport's sole discretion, we may ask you to send photographs in addition to or in lieu of returning the part.
- 3) After inspecting the returned part(s), JumpSport will make a final determination whether the part is covered by this warranty. We reserve the right to examine photographs or physical evidence concerning parts claimed to be defective prior to making a final determination concerning the claim. A repaired or replacement part will be returned to you. Please allow 3 to 4 weeks for delivery.

This warranty gives you specific legal rights. You may also have other rights which vary from state to state.

JumpSport, Inc.
2055 South 7th Street, Suite A
San Jose, CA 95112

1-877-507-1399

<http://www.fitnessstrampoline.com>